

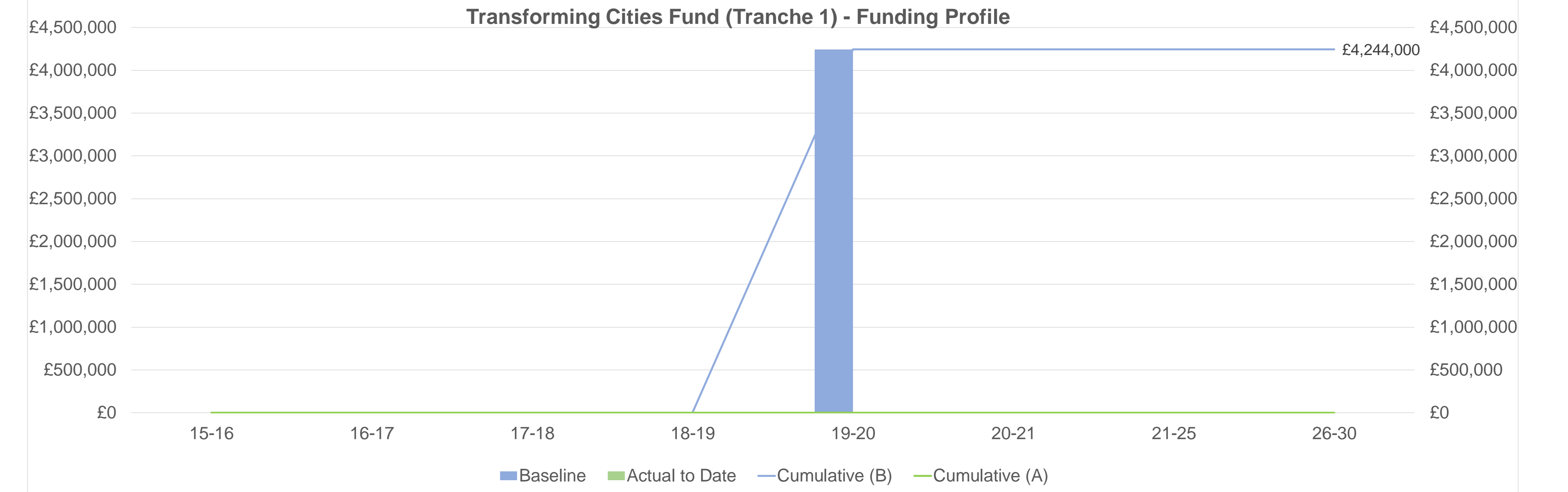
Executive Board: Transport - Transforming Cities Fund (Tranche 1)
 This Quarter: Q1 2019/20

Financial Progress

| Department for Transport (DfT) Funding | In Contract | Pending Contract | Projects (No.) | Total | Complete | In delivery | Pending Contract | Pipeline |
|--|-------------|------------------|----------------|------------|----------|-------------|------------------|----------|
| £4,244,000 | £3,264,000 | £980,000 | 3 | £4,244,000 | £0 | £3,264,000 | £980,000 | £0 |

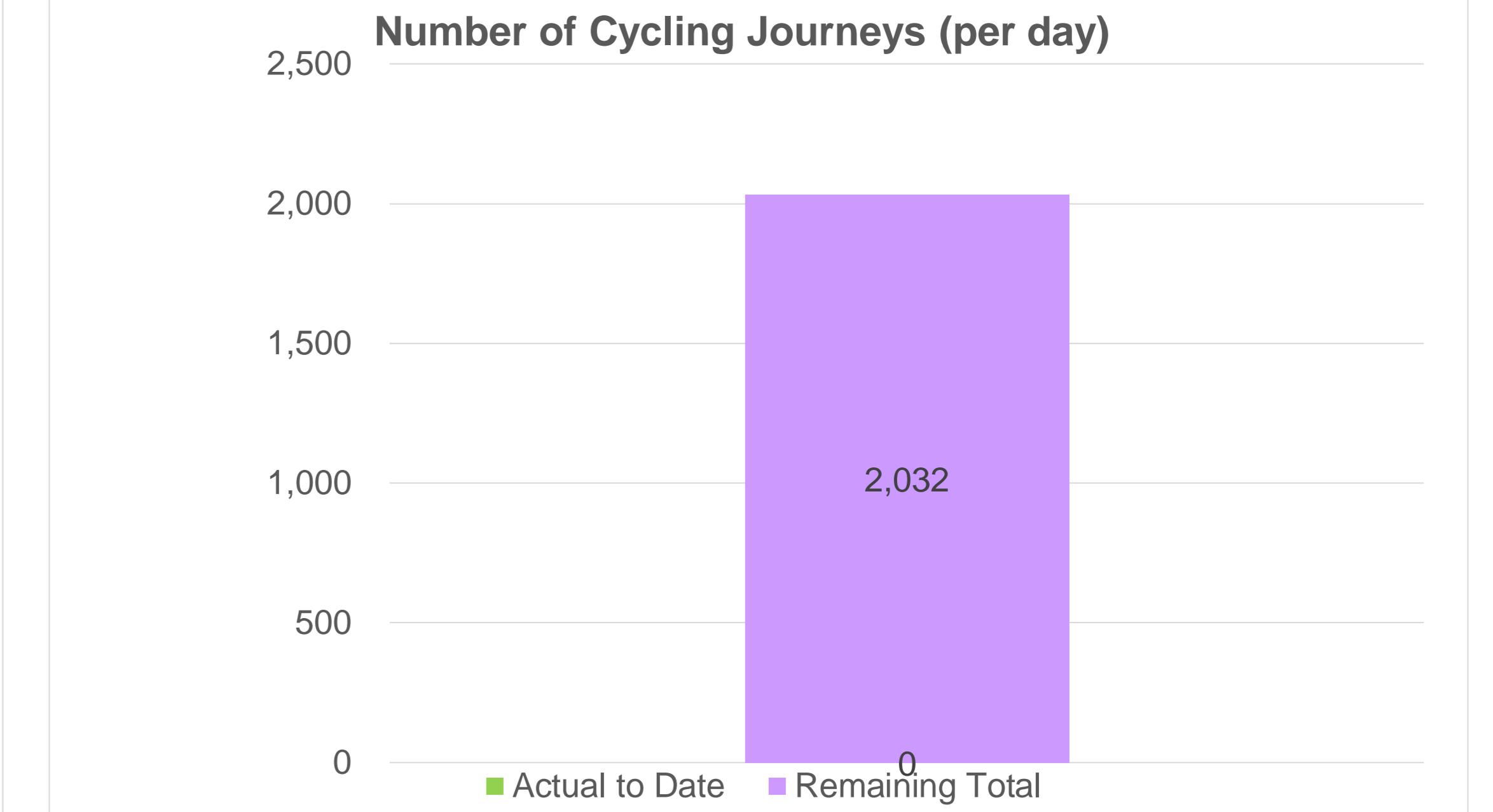
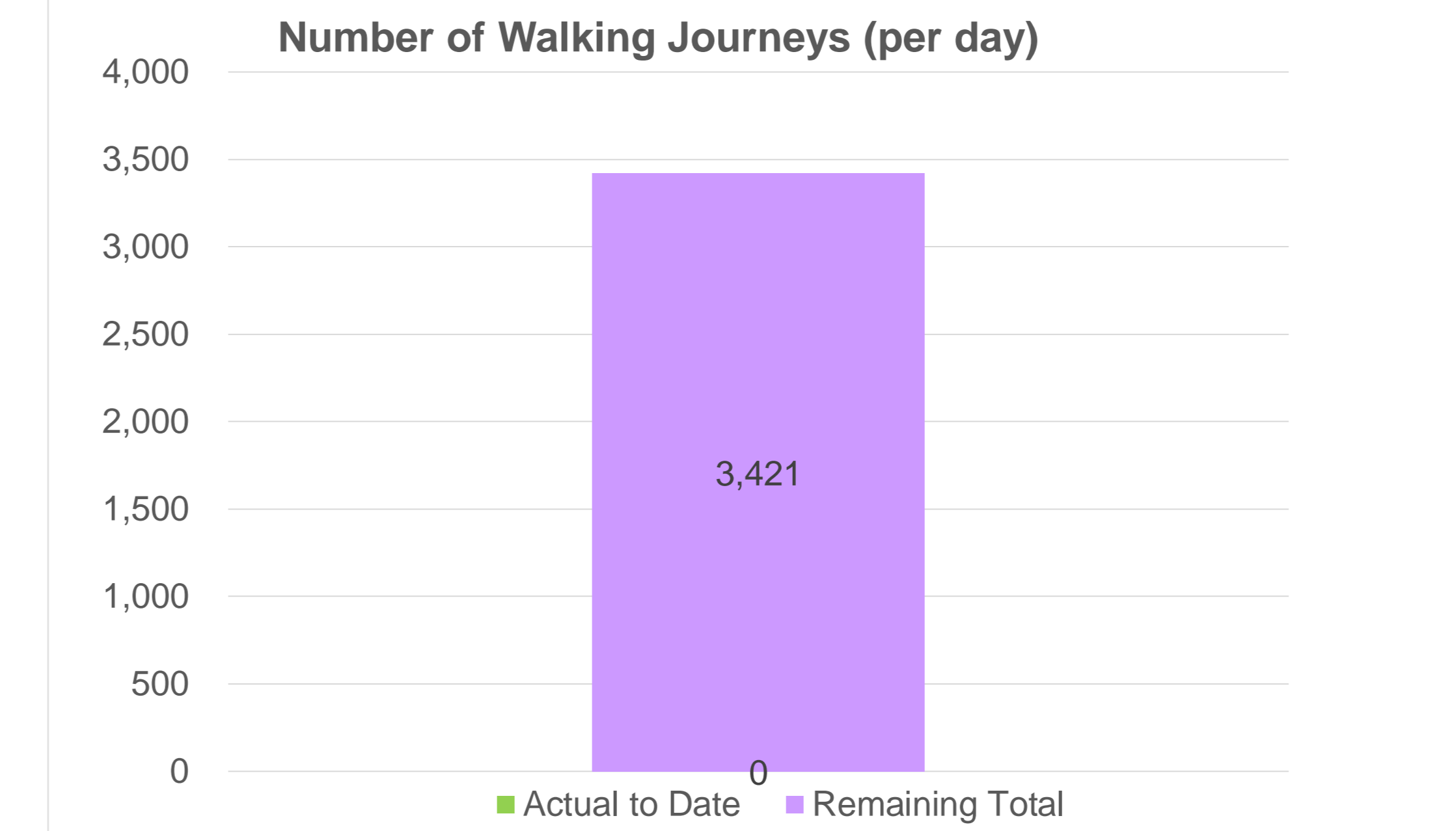
| DfT Funding | This Quarter | Financial Year | | | | | | | | Total |
|----------------|--------------|----------------|-------|-------|-------|------------|-------|-------|-------|-------------------|
| | | 15-16 | 16-17 | 17-18 | 18-19 | 19-20 | 20-21 | 21-25 | 26-30 | |
| Baseline | | £0 | £0 | £0 | £0 | £4,244,000 | £0 | £0 | £0 | £4,244,000 |
| Actual to Date | £0 | £0 | £0 | £0 | £0 | £0 | £0 | £0 | £0 | £0 |
| Forecast | | £0 | £0 | £0 | £0 | £4,244,000 | £0 | £0 | £0 | £4,244,000 |
| Variance | | £0 | £0 | £0 | £0 | £0 | £0 | £0 | £0 | £0 |
| % Progress | | - | - | - | - | 0% | - | - | - | 0% |

Financial Progress Comments: Three projects form this programme: 'Rotherham Town Centre Active Travel Package', 'River Don Corridor Active Travel Package', and 'Sheffield Package of Cycling Infrastructure Improvements'. The first of these is currently pending contract and the latter two are in delivery. Scheme promoters assert that all funding will be spent and claimed during the 2019/20 financial year, with claims commencing in Q2 2019/20.



Outputs / Outcomes

| | This Quarter | Financial Year | | | | | | | | Total |
|---|--------------|----------------|-------|-------|-------|-------|-------|-------|-------|-------|
| | | 15-16 | 16-17 | 17-18 | 18-19 | 19-20 | 20-21 | 21-25 | 26-30 | |
| Number of Walking Journeys (per day) | | | | | | | | | | |
| Baseline | - | 0 | 0 | 0 | 0 | 0 | 3,421 | 0 | 0 | 3,421 |
| Actual to Date | 0 | 0 | 0 | 0 | 0 | 0 | 0 | 0 | 0 | 0 |
| Forecast | - | 0 | 0 | 0 | 0 | 0 | 3,421 | 0 | 0 | 3,421 |
| Variance | - | 0 | 0 | 0 | 0 | 0 | 0 | 0 | 0 | 0 |
| % Progress | - | - | - | - | - | - | 0% | - | - | 0% |
| Number of Cycling Journeys (per day) | | | | | | | | | | |
| Baseline | - | 0 | 0 | 0 | 0 | 0 | 2,032 | 0 | 0 | 2,032 |
| Actual to Date | 0 | 0 | 0 | 0 | 0 | 0 | 0 | 0 | 0 | 0 |
| Forecast | - | 0 | 0 | 0 | 0 | 0 | 2,032 | 0 | 0 | 2,032 |
| Variance | - | 0 | 0 | 0 | 0 | 0 | 0 | 0 | 0 | 0 |
| % Progress | - | - | - | - | - | - | 0% | - | - | 0% |



Outputs / Outcomes Comments: Outcomes are currently on target to be delivered in 2020/21.

Risk Log

| Risk No. | Risk Event | Consequence | Mitigation | Likelihood (1-5) | Impact (1-5) | Score (1-25) |
|----------|-------------------------------|-----------------------------------|--|------------------|--------------|--------------|
| 1 | Project costs increase | Additional funding to be sourced | Majority of works by in house Highway Delivery Team which enable more flexibility on programme and costs | 1 | 3 | 3 |
| 2 | Project programme over run | Additional resource and costs | Majority of works by in house Highway Delivery Team which enable more flexibility on programme and costs | 1 | 3 | 3 |
| 3 | Inability to deliver outcomes | Under performance against DfT bid | Thorough testing of forecasts prior to bid submission | 1 | 2 | 2 |

Risk Assessment: AG
Risk Assessment Comments: High confidence from scheme promoters that projects can be delivered to time and cost within original anticipated baselines, although one of three projects not yet being in contract does raise some concerns.

Project Stages

